





# Trials to AWG North

Prov. 3 and 4  
Exelta  
December 10, 2011 to December 11, 2011

## COMPETITION SCORES BY ATHLETES

| ID                        | Athlete Name    | Club  |  Vault rk |  U-B rk |  Beam rk |  Floor rk | Score  | Rank |
|---------------------------|-----------------|-------|--|--|--|--|--------|------|
| <b>Session 3: Prov. 3</b> |                 |       |  |  |  |  |        |      |
| 131                       | Lamoureux, Kree | Champ | 12.450 10  | 11.800 16  | 13.000 1   | 13.067 1   | 50.317 | 1    |
|                           |                 | Sv    | 13.200   | 13.800   | 14.000   | 14.000   |        |      |
| 117                       | Freeman-Lau, Da | Orton | 12.900 2   | 12.600 4   | 12.233 4   | 12.433 4   | 50.166 | 2    |
|                           |                 | Sv    | 14.000   | 13.700   | 13.900   | 13.900   |        |      |
| 126                       | Briere, Taylor  | Champ | 12.600 8   | 12.733 1   | 12.067 7   | 12.400 5   | 49.800 | 3    |
|                           |                 | Sv    | 13.200   | 13.700   | 13.400   | 13.700   |        |      |
| 118                       | Freeman-Lau, Vi | Orton | 12.000 16  | 12.367 6   | 12.533 2   | 12.667 2   | 49.567 | 4    |
|                           |                 | Sv    | 13.200   | 13.700   | 14.000   | 13.800   |        |      |
| 120                       | Lewis, Solana   | Orton | 12.300 13  | 12.633 3   | 12.467 3   | 11.733 15T   | 49.133 | 5    |
|                           |                 | Sv    | 14.000   | 13.900   | 14.100   | 13.900   |        |      |
| 121                       | Bauer, Danica   | Orton | 12.700 6   | 12.533 5   | 11.333 11  | 12.500 3   | 49.066 | 6    |
|                           |                 | Sv    | 14.000   | 13.500   | 13.600   | 13.900   |        |      |
| 111                       | Fenton, Daniell | Dynam | 12.850 3   | 12.333 7   | 11.033 12  | 11.900 9T  | 48.116 | 7    |
|                           |                 | Sv    | 14.000   | 13.500   | 13.200   | 14.100   |        |      |
| 107                       | Fenton, Jordan  | Dynam | 11.800 19  | 12.300 8   | 12.133 5T  | 11.867 11T   | 48.100 | 8    |
|                           |                 | Sv    | 13.200   | 13.700   | 13.900   | 13.900   |        |      |
| 115                       | O'Connell, Kare | Salto | 12.400 11T   | 12.100 9   | 11.500 9   | 11.867 11T   | 47.867 | 9    |
|                           |                 | Sv    | 13.200   | 13.500   | 13.400   | 14.100   |        |      |
| 123                       | Samide, Victori | North | 13.100 1   | 12.700 2   | 10.067 22  | 11.867 11T   | 47.734 | 10   |
|                           |                 | Sv    | 14.000   | 13.500   | 13.000   | 14.000   |        |      |
| 124                       | Fenn, Chelsea   | Salto | 11.900 17T   | 11.967 11T   | 12.133 5T  | 11.633 17  | 47.633 | 11   |
|                           |                 | Sv    | 13.200   | 13.400   | 13.400   | 13.900   |        |      |
| 132                       | Stang, Delaney  | Wainr | 12.050 15  | 11.967 11T   | 11.000 13  | 11.733 15T   | 46.750 | 12   |
|                           |                 | Sv    | 13.200   | 13.000   | 12.800   | 14.000   |        |      |
| 108                       | Krull, Brenna   | Dynam | 12.800 4   | 11.933 13T   | 10.467 18  | 11.433 19  | 46.633 | 13   |
|                           |                 | Sv    | 14.000   | 13.500   | 12.600   | 14.000   |        |      |
| 114                       | Descheneau, Mik | Leduc | 12.400 11T   | 11.700 19  | 10.533 17  | 11.967 8   | 46.600 | 14   |
|                           |                 | Sv    | 13.200   | 13.000   | 13.100   | 14.000   |        |      |
| 119                       | Madsen, Kiera   | Salto | 12.750 5   | 11.767 17  | 9.767 23   | 12.267 6   | 46.551 | 15   |
|                           |                 | Sv    | 14.000   | 13.200   | 12.400   | 14.000   |        |      |
| 133                       | Beebe, Courtney | Wainr | 12.200 14  | 11.933 13T   | 10.300 19  | 11.767 14  | 46.200 | 16   |
|                           |                 | Sv    | 13.200   | 13.200   | 13.300   | 14.000   |        |      |
| 134                       | Hall, Renee     | St. A | 11.650 21T   | 12.000 10  | 11.467 10  | 10.867 21  | 45.984 | 17   |
|                           |                 | Sv    | 13.400   | 13.200   | 13.900   | 13.400   |        |      |
| 116                       | Kearney, Erin   | Norfo | 12.650 7   | 11.333 20  | 10.233 20  | 11.600 18  | 45.816 | 18   |
|                           |                 | Sv    | 14.000   | 13.100   | 13.400   | 14.100   |        |      |
| 112                       | Croskery-Sasori | Dynam | 12.500 9   | 11.733 18  | 10.600 15T   | 10.667 24  | 45.500 | 19   |
|                           |                 | Sv    | 13.200   | 13.200   | 13.200   | 13.300   |        |      |
| 125                       | Darroch, Makenn | Aeria | 11.700 20  | 10.967 21  | 10.733 14  | 11.900 9T  | 45.300 | 20   |
|                           |                 | Sv    | 13.200   | 13.200   | 12.700   | 13.900   |        |      |
| 130                       | Kiezik, Alexand | Aeria | 11.050 26  | 10.933 22  | 11.533 8   | 11.400 20  | 44.916 | 21   |
|                           |                 | Sv    | 13.400   | 13.000   | 13.600   | 13.400   |        |      |
| 127                       | Sawchuk, Shalei | Aeria | 11.550 24  | 11.833 15  | 10.600 15T   | 10.800 23  | 44.783 | 22   |
|                           |                 | Sv    | 13.200   | 13.800   | 13.400   | 14.100   |        |      |
| 110                       | Shantz, Christi | Gymni | 11.900 17T   | 10.400 23  | 10.167 21  | 12.000 7   | 44.467 | 23   |
|                           |                 | Sv    | 13.200   | 13.000   | 11.500   | 13.800   |        |      |
| 109                       | Watson, Katheri | Gymni | 11.400 25  | 9.767 25   | 9.600 24   | 10.833 22  | 41.600 | 24   |
|                           |                 | Sv    | 13.200   | 11.700   | 11.400   | 13.900   |        |      |
| 129                       | Bischke, Amanda | Lakel | 11.650 21T   | 10.300 24  | 9.100 25   | 9.433 26   | 40.483 | 25   |
|                           |                 | Sv    | 13.200   | 12.600   | 12.300   | 12.700   |        |      |

# Trials to AWG North

Prov. 3 and 4

Exelta

December 10, 2011 to December 11, 2011

## COMPETITION SCORES BY ATHLETES



| ID                                       | Athlete Name    | Club  | Vault rk  |     | U-B rk |    | Beam rk |    | Floor rk | Score | Rank   |    |
|--|-----------------|-------|-----------|-----|--------|----|---------|----|----------|-------|--------|----|
| <b>Session 3: Prov. 3 continued.....</b> |                 |       |           |     |        |    |         |    |          |       |        |    |
| 113                                      | Popovitch, Sabr | Fairv | 11.650    | 21T | 9.467  | 26 | 8.400   | 26 | 9.833    | 25    | 39.350 | 26 |
|  |                 |       | Sv 13.200 |     | 12.500 |    | 11.400  |    | 12.800   |       |        |    |
| <b>Session 3: Prov. 4</b>                |                 |       |           |     |        |    |         |    |          |       |        |    |
| 136                                      | Jelinski, Alex  | Capit | 13.100    | 1   | 11.967 | 5  | 11.967  | 4  | 12.767   | 1     | 49.801 | 1  |
|  |                 |       | Sv 14.500 |     | 14.000 |    | 14.400  |    | 14.400   |       |        |    |
| 141                                      | Mulhall, Alliso | Norfo | 12.750    | 4   | 12.900 | 1  | 12.433  | 3  | 11.367   | 6     | 49.450 | 2  |
|  |                 |       | Sv 14.400 |     | 14.200 |    | 14.100  |    | 14.400   |       |        |    |
| 140                                      | O'Brien, Joscel | Orton | 12.400    | 6   | 11.533 | 6  | 12.800  | 2  | 12.033   | 4     | 48.766 | 3  |
|  |                 |       | Sv 13.700 |     | 13.000 |    | 14.000  |    | 14.000   |       |        |    |
| 147                                      | Millington, Jai | Champ | 12.350    | 7   | 12.400 | 3  | 11.667  | 5  | 12.200   | 3     | 48.617 | 4  |
|  |                 |       | Sv 12.900 |     | 13.100 |    | 12.800  |    | 13.600   |       |        |    |
| 135                                      | Chaput, Katie   | Capit | 12.250    | 9T  | 12.600 | 2  | 11.267  | 6  | 12.400   | 2     | 48.517 | 5  |
|  |                 |       | Sv 13.700 |     | 13.600 |    | 13.600  |    | 13.900   |       |        |    |
| 143                                      | Bergem, Dakota  | Horiz | 12.250    | 9T  | 10.267 | 9  | 12.867  | 1  | 11.333   | 7     | 46.717 | 6  |
|  |                 |       | Sv 13.700 |     | 12.600 |    | 14.000  |    | 12.900   |       |        |    |
| 139                                      | Gautier, Amelie | St. A | 12.800    | 3   | 11.433 | 7  | 10.567  | 9  | 10.600   | 10T   | 45.400 | 7  |
|  |                 |       | Sv 14.400 |     | 13.400 |    | 14.300  |    | 13.400   |       |        |    |
| 146                                      | Findling, Aly   | St. A | 12.900    | 2   | 10.133 | 10 | 11.033  | 7  | 11.300   | 8     | 45.366 | 8  |
|  |                 |       | Sv 14.400 |     | 13.700 |    | 13.600  |    | 14.000   |       |        |    |
| 145                                      | Sklaruk, Shayla | Aeria | 12.700    | 5   | 10.600 | 8  | 10.800  | 8  | 10.600   | 10T   | 44.700 | 9  |
|  |                 |       | Sv 14.400 |     | 12.700 |    | 13.600  |    | 13.900   |       |        |    |
| 138                                      | Wiebe, Meagan   | Norfo | 12.300    | 8   | 12.000 | 4  | 9.567   | 11 | 10.633   | 9     | 44.500 | 10 |
|  |                 |       | Sv 13.700 |     | 13.600 |    | 12.800  |    | 12.800   |       |        |    |
| 137                                      | Fraser, Austen  | Gymni | 11.550    | 11  | 9.333  | 11 | 9.700   | 10 | 11.733   | 5     | 42.316 | 11 |
|  |                 |       | Sv 12.900 |     | 11.200 |    | 13.100  |    | 14.000   |       |        |    |
| <b>Session 3: Prov.2</b>                 |                 |       |           |     |        |    |         |    |          |       |        |    |
| 104                                      | Fugleberg, Kenn | Gymni | 11.750    | 3   | 11.633 | 1  | 11.700  | 1  | 12.100   | 1     | 47.183 | 1  |
|  |                 |       | Sv 13.500 |     | 13.100 |    | 12.600  |    | 13.500   |       |        |    |
| 105                                      | Wold, Hanna     | Gymni | 12.000    | 1   | 11.067 | 2  | 11.200  | 2  | 11.633   | 2     | 45.900 | 2  |
|  |                 |       | Sv 13.500 |     | 13.300 |    | 13.500  |    | 13.700   |       |        |    |
| 101                                      | Howey, Sharley  | Gymni | 11.900    | 2   | 10.433 | 4  | 11.133  | 4  | 10.567   | 4     | 44.033 | 3  |
|  |                 |       | Sv 13.500 |     | 12.800 |    | 12.800  |    | 13.500   |       |        |    |
| 102                                      | Kaufmann, Chris | Gymni | 11.550    | 5   | 11.033 | 3  | 11.167  | 3  | 9.967    | 5     | 43.717 | 4  |
|  |                 |       | Sv 13.500 |     | 13.500 |    | 12.600  |    | 12.200   |       |        |    |
| 103                                      | Gustafson, Joah | Gymni | 11.700    | 4   | 10.033 | 5  | 9.833   | 5  | 10.833   | 3     | 42.399 | 5  |
|  |                 |       | Sv 13.500 |     | 12.200 |    | 12.500  |    | 13.300   |       |        |    |